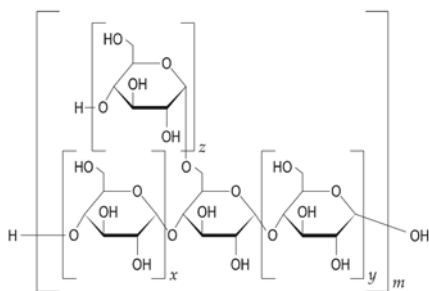


EXTRANEAL
(icodextrin) Peritoneal Dialysis Solution

DESCRIPTION

EXTRANEAL (icodextrin) Peritoneal Dialysis Solution is a peritoneal dialysis solution containing the colloid osmotic agent icodextrin. Icodextrin is a starch-derived, water-soluble glucose polymer linked by alpha (1-4) and less than 10% alpha (1-6) glucosidic bonds with a weight-average molecular weight between 13,000 and 19,000 Daltons and a number average molecular weight between 5,000 and 6,500 Daltons. The representative structural formula of icodextrin is:



Each 100 mL of EXTRANEAL contains:

Icodextrin	7.5 g
Sodium Chloride, USP	535 mg
Sodium Lactate	448 mg
Calcium Chloride, USP	25.7 mg
Magnesium Chloride, USP	5.08 mg

Electrolyte content per liter:

Sodium	132 mEq/L
Calcium	3.5 mEq/L
Magnesium	0.5 mEq/L
Chloride	96 mEq/L
Lactate	40 mEq/L

Water for Injection, USP qs

HCl/NaOH may have been used to adjust pH.

EXTRANEAL contains no bacteriostatic or antimicrobial agents.

Calculated osmolarity: 282–286 mOsm/L; pH=5.0-6.0

EXTRANEAL is available for intraperitoneal administration only as a sterile, nonpyrogenic, clear solution in 1.5 L, 2.0 L and 2.5 L AMBU-FLEX III and ULTRABAG containers. The container systems are composed of polyvinyl chloride.

Solutions in contact with the plastic container can leach out certain of its chemical components in very small amounts within the expiration period, e.g. di 2-ethylhexyl phthalate (DEHP), up to 5 parts per million; however, the safety of the plastic has been confirmed in tests in animals according to USP biological tests for plastic containers as well as by tissue culture toxicity studies.

CLINICAL PHARMACOLOGY

Mechanism of Action

EXTRANEAL is an isosmotic peritoneal dialysis solution containing glucose polymers (icodextrin) as the primary osmotic agent. Icodextrin functions as a colloid osmotic agent to achieve ultrafiltration during long peritoneal dialysis dwells. Icodextrin acts in the peritoneal cavity by exerting osmotic pressure across small intercellular pores resulting in transcapillary ultrafiltration throughout the dwell. Like other peritoneal dialysis solutions, EXTRANEAL also contains electrolytes to help normalize electrolyte balance and lactate to help normalize acid-base status.

Pharmacokinetics of Icodextrin

Absorption

Absorption of icodextrin from the peritoneal cavity follows zero-order kinetics consistent with convective transport via peritoneal lymphatic pathways. In a single-dose pharmacokinetic study using EXTRANEAL, a median of 40% (60 g) of the instilled icodextrin was absorbed from the peritoneal solution during a 12-hour dwell. Plasma levels of icodextrin rose during the dwell and declined after the dwell was drained. Peak plasma levels of icodextrin plus its metabolites (median C_{peak} 2.2g/L) were observed at the end of the long dwell exchange (median T_{max} = 13 hours). Plasma levels return to baseline values within 7 days following cessation of icodextrin administration.

At steady-state, the mean plasma level of icodextrin plus its metabolites was about 5 g/L. In multidose studies, steady-state levels of icodextrin were achieved within one week.

Metabolism

Icodextrin is metabolized by alpha-amylase into oligosaccharides with a lower degree of polymerization (DP), including maltose (DP2), maltotriose (DP3), maltotetraose (DP4), and higher molecular weight species. In a single dose study, DP2, DP3 and DP4 showed a progressive rise in plasma concentrations with a profile similar to that for total icodextrin, with peak values reached by the end of the dwell and declining thereafter. Only very small increases in blood levels of larger polymers were observed. Steady-state plasma levels of

icodextrin metabolites were achieved within one week and stable plasma levels were observed during long-term administration.

Some degree of metabolism of icodextrin occurs intraperitoneally with a progressive rise in the concentration of the smaller polymers in the dialysate during the 12-hour dwell.

Elimination

Icodextrin undergoes renal elimination in direct proportion to the level of residual renal function. Diffusion of the smaller icodextrin metabolites from plasma into the peritoneal cavity is also possible after systemic absorption and metabolism of icodextrin.

Special Populations

Geriatrics

The influence of age on the pharmacokinetics of icodextrin and its metabolites was not assessed.

Gender and Race

The influence of gender and race on the pharmacokinetics of icodextrin and its metabolites was not assessed.

Clinical Studies

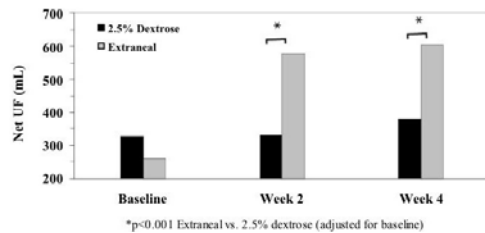
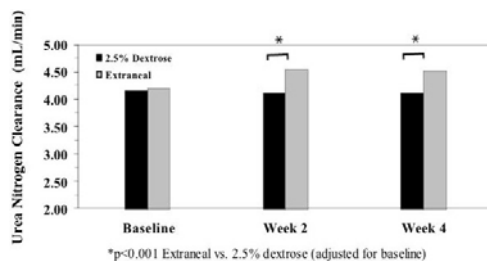
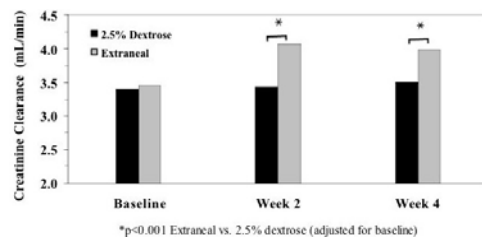
EXTRANEAL has demonstrated efficacy as a peritoneal dialysis solution in clinical trials of approximately 480 patients studied with end-stage renal disease (ESRD).

Ultrafiltration, Urea and Creatinine Clearance

In the active-controlled trials of one to six months in duration, described below, EXTRANEAL used once-daily for the long dwell in either continuous ambulatory peritoneal dialysis (CAPD) or automated peritoneal dialysis (APD) therapy resulted in higher net ultrafiltration than 1.5% and 2.5% dextrose solutions, and higher creatinine and urea nitrogen clearances than 2.5% dextrose. Net ultrafiltration was similar to 4.25% dextrose across all patients in these studies. Effects were generally similar in CAPD and APD.

In an additional randomized, multicenter, active-controlled two-week study in high average/high transporter APD patients, EXTRANEAL used once daily for the long dwell produced higher net ultrafiltration compared to 4.25% dextrose. Mean creatinine and urea nitrogen clearances were also greater with EXTRANEAL and ultrafiltration efficiency was improved.

In 175 CAPD patients randomized to EXTRANEAL (N=90) or 2.5% dextrose solution (N=85) for the 8-15 hour overnight dwell for one month, mean net ultrafiltration for the overnight dwell was significantly greater in the EXTRANEAL group at weeks 2 and 4 (Figure 1). Mean creatinine and urea nitrogen clearances were also greater with EXTRANEAL (Figure 2).

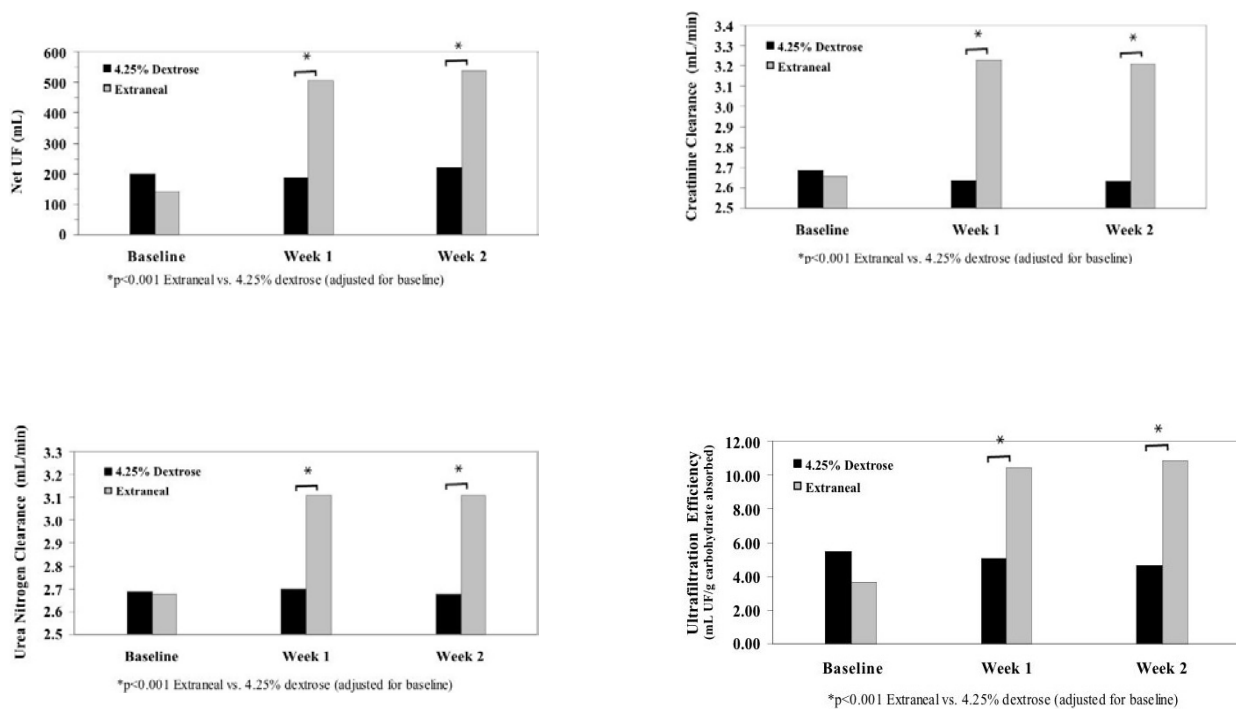
Figure 1 - Mean Net Ultrafiltration for the Overnight Dwell**Figure 2 - Mean Creatinine and Urea Nitrogen Clearance for the Overnight Dwell**

In another study of 39 APD patients randomized to EXTRANEAL or 2.5% dextrose solution for the long, daytime dwell (10-17 hours) for three months, the net ultrafiltration reported during the treatment period was (mean \pm SD) 278 \pm 192 mL for the EXTRANEAL group and -138 \pm 352 mL for the dextrose group ($p < 0.001$). Mean creatinine and urea nitrogen clearances were significantly greater for EXTRANEAL than 2.5% dextrose at weeks 6 and 12 ($p < 0.001$).

In a six-month study in CAPD patients comparing EXTRANEAL (n=28) with 4.25% dextrose (n=31), net ultrafiltration achieved during an 8-hour dwell averaged 510 mL for EXTRANEAL and 556 mL for 4.25% dextrose. For 12-hour dwells, net ultrafiltration averaged 575 mL for EXTRANEAL (n=29) and 476 mL for 4.25% dextrose (n=31). There was no significant difference between the two groups with respect to ultrafiltration.

In a two week study in high average/high transporter APD patients (4-hour D/P creatinine ratio > 0.70 and a 4-hour D/D_0 ratio < 0.34 , as defined by the peritoneal equilibration test (PET)), comparing EXTRANEAL (n=47) to 4.25% dextrose (n=45), after adjusting for baseline, the mean net ultrafiltration achieved during a 14 ± 2 hour dwell was significantly greater in the EXTRANEAL group than the 4.25% dextrose group at weeks 1 and 2 ($p < 0.001$, see Figure 3). Consistent with increases in net ultrafiltration, there were also significantly greater creatinine and urea nitrogen clearances and ultrafiltration efficiency in the EXTRANEAL group ($p < 0.001$, see Figure 3).

Figure 3 – Mean Net Ultrafiltration, Creatinine and Urea Nitrogen Clearances and Ultrafiltration Efficiency for the Long Dwell in High Average/High Transporter Patients



Peritoneal Membrane Transport Characteristics:

After one year of treatment with EXTRANEAL during the long dwell exchange, there were no differences in membrane transport characteristics for urea and creatinine. The mass transfer area coefficients (MTAC) for urea, creatinine, and glucose at one year were not different in patients receiving treatment with EXTRANEAL or 2.5% dextrose solution for the long dwell.

INDICATIONS AND USAGE

EXTRANEAL is indicated for a single daily exchange for the long (8- to 16- hour) dwell during continuous ambulatory peritoneal dialysis (CAPD) or automated peritoneal dialysis (APD) for the management of end-stage renal disease. EXTRANEAL is also indicated to improve (compared to 4.25% dextrose) long-dwell ultrafiltration and clearance of creatinine and urea nitrogen in patients with high average or greater transport characteristics, as defined

using the peritoneal equilibration test (PET). (See **CLINICAL PHARMACOLOGY, Clinical Studies**)

CONTRAINDICATIONS

EXTRANEAL is contraindicated in patients with a known allergy to cornstarch or icodextrin, or in patients with glycogen storage disease.

WARNINGS

Not for intravenous injection.

Blood glucose measurement in patients receiving EXTRANEAL must be done with a glucose-specific method (monitor and test strips) to avoid interference by maltose, released from EXTRANEAL. Glucose dehydrogenase pyrroloquinolinequinone (GDH PQQ)-based methods must not be used. The manufacturer(s) of the monitor and test strips should be contacted to determine if icodextrin or maltose causes interference or falsely elevated glucose results. For a list of toll free numbers for glucose monitor and test strip manufacturers, please contact the Baxter Renal Clinical Help Line 1-888-RENAL-HELP.

PRECAUTIONS

General

Peritoneal Dialysis-Related

All peritoneal dialysis solutions, including EXTRANEAL, should be used with caution in patients with a history of abdominal surgery within 30 days of commencement of therapy, abdominal fistulae, tumors, open wounds, hernia or other conditions which compromise the integrity of the abdominal wall, abdominal surface or intra-abdominal cavity. Caution should also be used in patients with conditions that preclude normal nutrition, patients with impaired respiratory function, and patients with potassium deficiency.

Aseptic technique should be employed throughout the peritoneal dialysis procedure to reduce the possibility of infection. If peritonitis occurs, the choice and dosage of antibiotics should be based upon the results of culture and sensitivity of the isolated organisms. Prior to identification of involved organisms, broad-spectrum antibiotics may be indicated.

Need for Trained Physician

Treatment should be initiated and monitored under the supervision of a physician knowledgeable in the management of patients with renal failure.

A patient's volume status should be carefully monitored to avoid hyper- or hypovolemia and potentially severe consequences including congestive heart failure, volume depletion and hypovolemic shock. An accurate fluid balance record must be kept and the patient's body weight monitored.

Significant losses of protein, amino acids, and water-soluble vitamins may occur during peritoneal dialysis. The patient's nutritional status should be monitored and replacement therapy should be provided as necessary.

In patients with hypercalcemia, particularly in those on low-calcium peritoneal dialysis solutions, consideration should be given to the fact that EXTRANEAL is not provided in a low-calcium electrolyte solution.

Solutions that are cloudy, contain particulate matter, or show evidence of leakage should not be used.

Insulin-dependent diabetes mellitus

Patients with insulin-dependent diabetes may require modification of insulin dosage following initiation of treatment with EXTRANEAL. Appropriate monitoring of blood glucose should be performed and insulin dosage adjusted if needed (See **WARNINGS; PRECAUTIONS, Drug/Laboratory Test Interactions**).

Information for Patients

Patients should be instructed not to use solutions if they are cloudy, discolored, contain visible particulate matter, or if they show evidence of leaking containers.

Aseptic technique should be employed throughout the procedure.

To reduce possible discomfort during administration, patients should be instructed that solutions may be warmed to 37°C (98°F) prior to use. Only dry heat should be used. It is best to warm solutions within the overwrap using a heating pad. To avoid contamination, solutions should not be immersed in water for warming. Do not use a microwave oven to warm EXTRANEAL. Heating the solution above 40°C (104°F) may be detrimental to the solution. (See DOSAGE AND ADMINISTRATION, Directions for Use).

Because the use of EXTRANEAL interferes with glucose dehydrogenase pyrroloquinolinequinone (GDH PQQ)-based blood glucose measurements, diabetic patients should be instructed to use only glucose-specific glucose monitors and test strips. (See **WARNINGS; PRECAUTIONS, Drug/Laboratory Test Interactions**).

Additional information for patients is provided at the end of the labeling.

Laboratory Tests

Serum Electrolytes

Decreases in serum sodium and chloride have been observed in patients using EXTRANEAL. The mean change in serum sodium from baseline to the last study visit was -2.8 mmol/L for patients on EXTRANEAL and -0.3 mmol/L for patients on control solution. Four EXTRANEAL patients and two control patients developed serum sodium < 125 mmol/L. The mean change in serum chloride from baseline to last study visit was -2.0 mmol/L for EXTRANEAL patients and + 0.6 mmol/L for control patients. Similar changes in serum chemistries were observed in an additional clinical study in a

subpopulation of high average/high transporter patients. The declines in serum sodium and chloride may be related to dilution resulting from the presence of icodextrin metabolites in plasma. Although these decreases have been small and clinically unimportant, monitoring of the patients' serum electrolyte levels as part of routine blood chemistry testing is recommended.

EXTRANEAL does not contain potassium. Evaluation of serum potassium should be made prior to administering potassium chloride to the patient.

Alkaline Phosphatase

An increase in mean serum alkaline phosphatase has been observed in clinical studies of ESRD patients receiving EXTRANEAL. No associated increases in liver function tests were observed. Serum alkaline phosphatase levels did not show evidence of progressive increase over a 12-month study period. Levels returned to normal approximately two weeks after discontinuation of EXTRANEAL.

There were individual cases where increased alkaline phosphatase was associated with elevated AST (SGOT), but neither elevation was considered causally related to treatment.

Drug Interactions

General

No clinical drug interaction studies were performed. No evaluation of EXTRANEAL's effects on the cytochrome P450 system was conducted. As with other dialysis solutions, blood concentrations of dialyzable drugs may be reduced by dialysis. Dosage adjustment of concomitant medications may be necessary. In patients using cardiac glycosides (digoxin and others), plasma levels of calcium, potassium and magnesium must be carefully monitored.

Insulin

A clinical study in 6 insulin-dependent diabetic patients demonstrated no effect of EXTRANEAL on insulin absorption from the peritoneal cavity or on insulin's ability to control blood glucose when insulin was administered intraperitoneally with EXTRANEAL. However, appropriate monitoring (See **PRECAUTIONS, Drug/Laboratory Test Interactions**) of blood glucose should be performed when initiating EXTRANEAL in diabetic patients and insulin dosage should be adjusted if needed (See **PRECAUTIONS**).

Heparin

No human drug interaction studies with heparin were conducted. *In vitro* studies demonstrated no evidence of incompatibility of heparin with EXTRANEAL.

Antibiotics

No human drug interaction studies with antibiotics were conducted. *In vitro* studies evaluating the minimum inhibitory concentration (MIC) of vancomycin, cefazolin, ampicillin, ampicillin/flucoxacillin, ceftazidime, gentamicin, and amphotericin demonstrated no evidence of incompatibility of these antibiotics with EXTRANEAL. (See **DOSAGE AND ADMINISTRATION**)

Drug/Laboratory Test Interactions**Blood Glucose**

Blood glucose measurement must be done with a glucose-specific method to prevent maltose interference with test results. Since falsely elevated glucose levels have been observed with blood glucose monitoring devices and test strips that use glucose dehydrogenase pyrroloquinolinequinone (GDH PQQ)-based methods, GDH PQQ-based methods should not be used to measure glucose levels in patients administered EXTRANEAL. (See **WARNINGS**).

Serum Amylase

An apparent decrease in serum amylase activity has been observed in patients administered EXTRANEAL. Preliminary investigations indicate that icodextrin and its metabolites interfere with enzymatic-based amylase assays, resulting in inaccurately low values. This should be taken into account when evaluating serum amylase levels for diagnosis or monitoring of pancreatitis in patients using EXTRANEAL.

Carcinogenesis, Mutagenesis, Impairment of Fertility

Icodextrin did not demonstrate evidence of genotoxicity potential in *in vitro* bacterial cell reverse mutation assay (Ames test); *in vitro* mammalian cell chromosomal aberration assay (CHO cell assay); and in the *in vivo* micronucleus assay in rats. Long-term animal studies to evaluate the carcinogenic potential of EXTRANEAL or icodextrin have not been conducted. Icodextrin is derived from maltodextrin, a common food ingredient.

A fertility study in rats where males and females were treated for four and two weeks, respectively, prior to mating and until day 17 of gestation at up to 1.5 g/kg/day (1/3 the human exposure on a mg/m² basis) revealed slightly low epididymal weights in parental males in the high dose group as compared to Control. Toxicological significance of this finding was not evident as no other reproductive organs were affected and all males were of proven fertility. The study demonstrated no effects of treatment with icodextrin on mating performance, fertility, litter response, embryo-fetal survival, or fetal growth and development.

Pregnancy**Pregnancy Category C**

Complete animal reproduction studies including *in utero* embryofetal development at appreciable multiples of human exposure have not been conducted with EXTRANEAL or icodextrin. Thus it is not known whether icodextrin or EXTRANEAL solution can cause fetal harm when administered to a pregnant woman or affect reproductive capacity.

EXTRANEAL should only be utilized in pregnant women when the need outweighs the potential risks.

Nursing Mothers

It is not known whether icodextrin or its metabolites are excreted in human milk. Because many drugs are excreted in human milk, caution should be exercised when EXTRANEAL is administered to a nursing woman.

Pediatric Use

Safety and effectiveness in pediatric patients have not been established.

Geriatric Use

No formal studies were specifically carried out in the geriatric population. However, 140 of the patients in clinical studies of EXTRANEAL were age 65 or older, with 28 of the patients age 75 or older. No overall differences in safety or effectiveness were observed between these patients and patients under age 65. Although clinical experience has not identified differences in responses between the elderly and younger patients, greater sensitivity of some older individuals cannot be ruled out.

ADVERSE REACTIONS

Because clinical trials are conducted under widely varying conditions, adverse reaction rates observed in clinical trials of a drug cannot be compared to rates in the clinical trials of another drug and may not reflect the rates observed in practice. The adverse reaction information from clinical trials does, however, provide a basis for identifying the adverse events that appear to be related to drug use and for approximating rates.

EXTRANEAL was originally studied in controlled clinical trials of 493 patients with end-stage renal disease who received a single daily exchange of EXTRANEAL for the long dwell (8-to 16- hours). There were 215 patients exposed for at least 6 months and 155 patients exposed for at least one year. The population was 18-83 years of age, 56% male and 44% female, 73% Caucasian, 18% Black, 4% Asian, 3% Hispanic, and it included patients with the following comorbid conditions: 27% diabetes, 49% hypertension and 23% hypertensive nephropathy.

Rash was the most frequently occurring EXTRANEAL-related adverse event (5.5%, EXTRANEAL; 1.7% Control). Seven patients on EXTRANEAL discontinued treatment due to rash, and one patient on EXTRANEAL discontinued due to exfoliative dermatitis. The rash typically appeared within the first three weeks of treatment and resolved with treatment discontinuation or, in some patients, with continued treatment.

Female patients reported a higher incidence of skin events, including rash, in both EXTRANEAL and dextrose control treatment groups.

Table 1 shows the adverse events reported in these clinical studies, regardless of causality, occurring in $\geq 5\%$ of patients and more common on EXTRANEAL than control.

Table 1 - Adverse Experiences in $\geq 5\%$ of Patients and More Common on EXTRANEAL

	EXTRANEAL	Control
	N = 493	N = 347
Peritonitis	26%	25%
Upper respiratory infection	15%	13%
Hypertension	13%	8%
Rash	10%	5%
Headache	9%	7%
Abdominal pain	8%	6%
Flu syndrome	7%	6%
Nausea	7%	5%
Cough increase	7%	4%
Edema	6%	5%
Accidental injury	6%	4%
Chest pain	5%	4%
Dyspepsia	5%	4%
Hyperglycemia	5%	4%

Adverse reactions reported with an incidence of $> 5\%$ and at least as common on dextrose control included pain, asthenia, exit site infection, infection, back pain, hypotension, diarrhea, vomiting, nausea/vomiting, anemia, peripheral edema, hypokalemia, hyperphosphatemia, hypoproteinemia, hypervolemia, arthralgia, dizziness, dyspnea, skin disorder, pruritis.

Additional adverse events occurring at an incidence of $< 5\%$ and that may or may not have been related to EXTRANEAL include: pain on infusion, abdominal enlargement, cloudy effluent, ultrafiltration decrease, postural hypotension, heart failure, hyponatremia, hypochloremia, hypercalcemia, hypoglycemia, alkaline phosphatase increase, SGPT increase, SGOT increase, cramping, confusion, lung edema, facial edema, exfoliative dermatitis, eczema, vesicobullous rash, maculopapular rash, erythema multiforme. All reported events are included in the list except those already listed in Table 1 or the following two paragraphs, those not plausibly associated with EXTRANEAL, and those that were associated with the condition being treated or related to the dialysis procedure.

EXTRANEAL was additionally studied in a subpopulation of 92 high average/high transporter APD patients in a two-week controlled clinical trial where patients received a single daily exchange of EXTRANEAL (n=47) or dextrose control (n=45) for the long dwell (14 ± 2 hours). Consistent with the data reported in the original trials of EXTRANEAL, rash was the most frequently occurring event.

Peritoneal Dialysis-Related

Adverse events common to the peritoneal dialysis, including peritonitis, infection around the catheter, fluid and electrolyte imbalance, and pain, were observed at a similar frequency with EXTRANEAL and Controls (See **PRECAUTIONS**).

Changes in Alkaline Phosphatase and Serum Electrolytes

An increase in mean serum alkaline phosphatase has been observed in clinical studies of ESRD patients receiving EXTRANEAL. No associated increases in other liver chemistry tests were observed. Serum alkaline phosphatase levels did not show progressive increase over a 12-month study period. Levels returned to normal approximately two weeks after discontinuation of EXTRANEAL.

Decreases in serum sodium and chloride have been observed in patients using EXTRANEAL. The declines in serum sodium and chloride may be related to dilution

resulting from the presence of icodextrin metabolites in plasma. Although these decreases have been small and clinically unimportant, monitoring of patients' serum electrolyte levels as part of routine blood chemistry testing is recommended.

DRUG ABUSE AND DEPENDENCE

There has been no observed potential of drug abuse or dependence with EXTRANEAL.

OVERDOSAGE

No data are available on experiences of overdose with EXTRANEAL. Overdosage of EXTRANEAL would be expected to result in higher levels of serum icodextrin and metabolites, but it is not known what signs or symptoms might be caused by exposure in excess of the exposures used in clinical trials. In the event of overdose with EXTRANEAL, continued peritoneal dialysis with glucose-based solutions should be provided.

DOSAGE AND ADMINISTRATION

EXTRANEAL is intended for intraperitoneal administration only. It should be administered only as a single daily exchange for the long dwell in continuous ambulatory peritoneal dialysis or automated peritoneal dialysis. The recommended dwell time is 8- to 16- hours.

Patients should be carefully monitored to avoid under- or over-hydration. An accurate fluid balance record must be kept and the patient's body weight monitored to avoid potentially severe consequences including congestive heart failure, volume depletion, and hypovolemic shock.

Aseptic technique should be used throughout the peritoneal dialysis procedure.

To reduce possible discomfort during administration, solutions may be warmed prior to use. (See **DOSAGE AND ADMINISTRATION, Directions for Use**).

EXTRANEAL should be administered over a period of 10-20 minutes at a rate that is comfortable for the patient.

Do not use EXTRANEAL if it is cloudy or discolored, if it contains particulate matter, or if the container is leaky.

Following use, the drained fluid should be inspected for the presence of fibrin or cloudiness, which may indicate the presence of an infection.

Addition of Potassium

Potassium is omitted from EXTRANEAL solutions because dialysis may be performed to correct hyperkalemia. In situations where there is a normal serum potassium level or hypokalemia, the addition of potassium chloride (up to a concentration of 4 mEq/L) may be indicated to prevent severe hypokalemia. The decision to add potassium chloride should be made by the physician after careful evaluation of serum potassium.

Addition of Insulin

Addition of insulin to EXTRANEAL was evaluated in 6 insulin-dependent diabetic patients undergoing CAPD for end stage renal disease. No interference of EXTRANEAL with insulin absorption from the peritoneal cavity or with insulin's ability to control blood glucose was observed. (See **PRECAUTIONS, Drug/Laboratory Test Interactions**). Appropriate monitoring of blood glucose should be performed when initiating EXTRANEAL in diabetic patients and insulin dosage adjusted if needed (See **PRECAUTIONS**).

Addition of Heparin

No human drug interaction studies with heparin were conducted. *In vitro* studies demonstrated no evidence of incompatibility of heparin with EXTRANEAL.

Addition of Antibiotics

No formal clinical drug interaction studies have been performed. *In vitro* compatibility studies with EXTRANEAL and the following antibiotics have demonstrated no effects with regard to minimum inhibitory concentration (MIC): vancomycin, cefazolin, ampicillin, ampicillin/flucoxacillin, ceftazidime, gentamicin, and amphotericin.

Patients undergoing peritoneal dialysis should be under careful supervision of a physician experienced in the treatment of end-stage renal disease with peritoneal dialysis. It is recommended that patients being placed on peritoneal dialysis should be appropriately trained in a program that is under supervision of a physician.

Directions for Use

For complete CAPD and APD system preparation, see directions accompanying ancillary equipment.

Aseptic technique should be used.

Warming

For patient comfort, EXTRANEAL can be warmed to 37°C (98°F). Only dry heat should be used. It is best to warm solutions within the overwrap using a heating pad. Do not immerse EXTRANEAL in water for warming. Do not use a microwave oven to warm EXTRANEAL. Heating above 40°C (104°F) may be detrimental to the solution.

To Open

To open, tear the overwrap down at the slit and remove the solution container. Some opacity of the plastic, due to moisture absorption during the sterilization process, may be observed. This does not affect the solution quality or safety and may often leave a slight amount of moisture within the overwrap.

Inspect for Container Integrity

Inspect the container for signs of leakage and check for minute leaks by squeezing the container firmly.

Adding Medications

Some drug additives may be incompatible with EXTRANEAL. See **DOSAGE AND ADMINISTRATION** section for additional information. If the re-sealable rubber plug on the medication port is missing or partly removed, do not use the product if medication is to be added.

1. Prepare medication port site.
2. Using a syringe with a 1-inch long, 25- to 19-gauge needle, puncture the medication port and inject additive.
3. Reposition container with container ports up and evacuate medication port by squeezing and tapping it.
4. Mix container thoroughly.

Preparation for Administration

1. Place EXTRANEAL on flat surface or suspend from support (depending on ancillary equipment).
2. Remove protector from outlet port on container.
3. Refer to complete instructions with ancillary equipment or transfer set.
4. Discard any unused portion.

HOW SUPPLIED

EXTRANEAL (icodextrin) Peritoneal Dialysis Solution is available in the following containers and fill volumes:

Container	Fill Volume	NDC
ULTRABAG	1.5 L	NDC 0941-0679-51
ULTRABAG	2.0 L	NDC 0941-0679-52
ULTRABAG	2.5 L	NDC 0941-0679-53
AMBU-FLEX	1.5 L	NDC 0941-0679-45
AMBU-FLEX	2.0 L	NDC 0941-0679-47
AMBU-FLEX	2.5 L	NDC 0941-0679-48

Each 100 mL of EXTRANEAL contains 7.5 grams of icodextrin in an electrolyte solution with 40 mEq/L lactate.

Store at 20–25°C (68–77°F). Excursions permitted to 15–30°C (59–86°F) [See USP Controlled Room Temperature]. Store in moisture barrier overwrap in carton until ready to use. Protect from freezing.

Rx Only

PATIENT INFORMATION
EXTRANEAL
(generic name - icodextrin)

Read this information carefully before you begin treatment with EXTRANEAL (X-tra-neel). As there may be new information in the future, read the information you get whenever you get a new delivery of EXTRANEAL. This information does not take the place of talking with your doctor about your medical condition or your treatment. If you have any questions about EXTRANEAL, ask your doctor. Only your doctor can determine if EXTRANEAL is right for you.

What is EXTRANEAL?

EXTRANEAL is a sterile peritoneal dialysis solution. EXTRANEAL contains icodextrin, which is made from cornstarch. It draws fluid and wastes from your bloodstream into your peritoneal cavity (the space inside your abdomen). The fluids and wastes are removed from your body when the EXTRANEAL solution is drained.

EXTRANEAL is used for the long dwell exchange (8- to 16- hours) in peritoneal dialysis. The long dwell is the exchange that lasts 8 hours or more (the nighttime exchange if you are on continuous ambulatory peritoneal dialysis (CAPD) and the daytime exchange if you are using a cycler). You should use EXTRANEAL only for this exchange, and not more than 1 exchange in 24 hours.

Who should not use EXTRANEAL?

Do not use EXTRANEAL:

- If a doctor has ever told you that you have a glycogen storage disease
- If you are allergic to cornstarch or have had an allergic reaction to icodextrin

Tell your doctor about all the medicines you take, including insulin and blood pressure medicines. Your dose of these medicines may need to be changed when you use EXTRANEAL.

If you monitor your blood glucose, you must use a glucose specific monitor and test strips. If your glucose monitor or test strips use a glucose dehydrogenase pyrroloquinolinequinone (GDH PQQ) method, using EXTRANEAL may cause a falsely high glucose reading. A false high blood glucose reading could cause you to give more insulin than you need. Getting more insulin than you need can cause a serious reaction including loss of consciousness. YOU OR YOUR NURSE OR DOCTOR SHOULD CONTACT THE MANUFACTURER(S) OF THE MONITOR AND TEST STRIPS TO MAKE SURE THAT EXTRANEAL, ICODEXTRIN OR MALTOSE WILL NOT INTERFERE WITH THE TEST RESULTS.

If you are ever hospitalized or admitted to the emergency room, notify the hospital staff that you are using EXTRANEAL and that icodextrin and maltose may give a false high glucose reading with some types of glucose monitors or test strips.

Tell your doctor if you:

- Have a condition that restricts normal nutrition (you do not eat well)
- Have a lung or breathing problem
- Have low potassium levels in your blood
- Have high calcium levels in your blood
- Are pregnant or plan to become pregnant. EXTRANEAL may not be right for you.
- Are breastfeeding
- Use cardiac glycosides, such as digoxin. Your doctor may need to monitor your blood levels of calcium, potassium and magnesium.

Tell your doctor if you have had abdominal (stomach area):

- Surgery in the past 30 days
- Tumors
- Open wounds
- Hernia

Tell your doctor about any other conditions you have that may affect the wall of your abdomen, inside or outside of your abdomen.

How should I use EXTRANEAL?

- EXTRANEAL is for your long dwell (8- to 16- hours) peritoneal dialysis exchange. Use EXTRANEAL for this exchange only, and not more than 1 exchange in 24 hours.
- To do your EXTRANEAL exchange, you should follow the steps learned in your peritoneal dialysis training. It is very important that you follow the steps shown to you in your peritoneal dialysis training. All surfaces and connecting parts must be clean to avoid serious infection. If you need more help or have any questions you should contact your dialysis center or doctor.
- Before use, always check to make sure the bags are not leaking and the date for using the solution (expiration date) has not passed. Do not use EXTRANEAL after the expiration date shown on the carton and product label.
- Make sure that the solution is clear and does not contain particles. Do not use bags that are cloudy, leaking or that contain particles.
- To make using EXTRANEAL more comfortable, you can warm it in the overpouch to 98.6°F/37°C before use. This should only be done using dry heat, such as a heating pad.
- To avoid increased risk of infection, do not place EXTRANEAL in water to heat the bags.
- Do not microwave EXTRANEAL. You can damage the solution if it gets hotter than 104°F (40°C).
- If you use a manual method of peritoneal dialysis (CAPD), EXTRANEAL should be infused over 10 to 20 minutes at a rate that is comfortable for you. When draining the fluid after the dwell, always check the drained fluid for cloudiness or fibrin. Fibrin looks like clumps or stringy material in the drained solution. Cloudy drained fluid or fibrin may

mean you have an infection. Call your doctor if your drained fluid is cloudy or contains fibrin.

- Carefully monitor your fluid balance. Keep an accurate fluid record. Carefully monitor your body weight to avoid too much or too little fluid in your body (over- or under-hydration) which may have serious effects, such as heart failure and shock.
- Talk to your doctor before adding any other medicines to EXTRANEAL.

What are the possible side effects of EXTRANEAL?

Rash is the most common side effect of EXTRANEAL. It usually appears during the first 3 weeks of treatment and goes away when treatment stops. Rash is more common in women.

Other side effects of EXTRANEAL

Some patients using EXTRANEAL have the following side effects:

Peritonitis (an infection in the peritoneal cavity), high blood pressure, cold, headache, abdominal pain, cough, flu-like symptoms, nausea, swelling, chest pain, upset stomach, and high blood sugar.

Some of these side effects like peritonitis are common in people on peritoneal dialysis. Report any symptoms of peritonitis (pain, redness, fever, cloudy drained fluid) to your doctor right away.

These are not all of the possible side effects of EXTRANEAL. For a complete list, ask your doctor or dialysis center.

How should I store EXTRANEAL?

Store at room temperature 68-77°F (20-25°C). Store in the moisture barrier overpouch in the carton until ready to use.

Avoid high heat (104°F/40°C).

Protect EXTRANEAL from freezing.

This leaflet summarizes the most important information about EXTRANEAL. If you would like more information, talk with your doctor. You can ask your dialysis center or doctor for information about EXTRANEAL that is written for health professionals.

BAXTER, EXTRANEAL, ULTRABAG, and AMBU-FLEX are trademarks of Baxter International Inc.

Baxter Healthcare Corporation

Deerfield, IL 60015 USA

Printed in USA

©Copyright 2001, Baxter Healthcare Corporation.

All rights reserved.

071943932
2004/06