



**Bristol-Myers Squibb Company**

**Rx only**

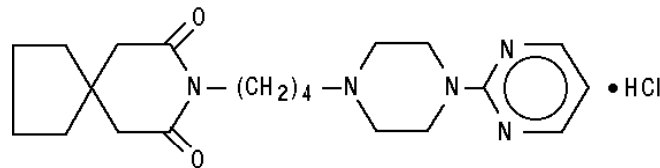
# **BuSpar<sup>®</sup>** **(buspirone HCl, USP)**

**(Patient Instruction Sheet Included)**

## **DESCRIPTION**

BuSpar<sup>®</sup> (buspirone hydrochloride, USP) is an antianxiety agent that is not chemically or pharmacologically related to the benzodiazepines, barbiturates, or other sedative/anxiolytic drugs.

Buspirone hydrochloride is a white crystalline, water soluble compound with a molecular weight of 422.0. Chemically, buspirone hydrochloride is 8-[4-[4-(2-pyrimidinyl)-1-piperazinyl]butyl]-8-azaspiro[4.5]decane-7,9- dione monohydrochloride. The empirical formula  $C_{21}H_{31}N_5O_2 \cdot HCl$  is represented by the following structural formula:



BuSpar is supplied as tablets for oral administration containing 5 mg, 10 mg, 15 mg, or 30 mg of buspirone hydrochloride, USP (equivalent to 4.6 mg, 9.1 mg, 13.7, and 27.4 mg of buspirone free base respectively). The 5-mg and 10-mg tablets are scored so they can be bisected. Thus, the 5-mg tablet can also provide a 2.5-mg dose, and the 10-mg tablet can provide a 5-mg dose. The 15-mg and 30-mg tablets are provided in the DIVIDOSE<sup>®</sup> tablet design. These tablets are scored so they can be either bisected or trisected. Thus, a single 15-mg tablet can provide the following doses: 15 mg (entire tablet), 10 mg (two thirds of a tablet), 7.5 mg (one half of a tablet), or 5 mg (one third of a tablet). A single 30-mg tablet can provide the following doses: 30 mg (entire tablet), 20 mg (two thirds of a tablet), 15 mg (one half of a tablet), or 10 mg (one third of a tablet). BuSpar Tablets contain the following inactive ingredients: colloidal silicon dioxide, lactose, magnesium stearate, microcrystalline cellulose, and sodium starch glycolate. The 30-mg tablet also contains iron oxide.

## **CLINICAL PHARMACOLOGY**

The mechanism of action of buspirone is unknown. Buspirone differs from typical benzodiazepine anxiolytics in that it does not exert anticonvulsant or muscle relaxant effects. It also lacks the prominent sedative effect that is associated with more typical anxiolytics. In vitro preclinical studies have shown that buspirone has a high affinity for serotonin (5-HT<sub>1A</sub>) receptors. Buspirone has no significant affinity for benzodiazepine receptors and does not affect GABA binding *in vitro* or *in vivo* when tested in preclinical models.

Buspirone has moderate affinity for brain D<sub>2</sub>-dopamine receptors. Some studies do suggest that buspirone may have indirect effects on other neurotransmitter systems.

BuSpar is rapidly absorbed in man and undergoes extensive first-pass metabolism. In a radiolabeled study, unchanged buspirone in the plasma accounted for only about 1% of the radioactivity in the plasma. Following oral administration, plasma concentrations of unchanged buspirone are very low and variable between subjects. Peak plasma levels of 1 to 6 ng/mL have been observed 40 to 90 minutes after single oral doses of 20 mg. The single-dose bioavailability of unchanged buspirone when taken as a tablet is on the average about 90% of an equivalent dose of solution, but there is large variability.

The effects of food upon the bioavailability of BuSpar have been studied in eight subjects. They were given a 20-mg dose with and without food; the area under the plasma concentration-time curve (AUC) and peak plasma concentration (C<sub>max</sub>) of unchanged buspirone increased by 84% and 116% respectively, but the total amount of buspirone immunoreactive material did not change. This suggests that food may decrease the extent of presystemic clearance of buspirone.

A multiple-dose study conducted in 15 subjects suggests that buspirone has nonlinear pharmacokinetics. Thus, dose increases and repeated dosing may lead to somewhat higher blood levels of unchanged buspirone than would be predicted from results of single-dose studies.

An *in vitro* protein binding study indicated that approximately 86% of buspirone is bound to plasma proteins. It was also observed that aspirin increased the plasma levels of free buspirone by 23%, while flurazepam decreased the plasma levels of free buspirone by 20%. However, it is not known whether these drugs cause similar effects on plasma levels of free buspirone *in vivo*, or whether such changes, if they do occur, cause clinically significant differences in treatment outcome. An *in vitro* study indicated that buspirone did not displace highly protein-bound drugs such as phenytoin, warfarin, and propranolol from plasma protein, and that buspirone may displace digoxin.

Buspirone is metabolized primarily by oxidation, which *in vitro* has been shown to be mediated by cytochrome P450 3A4 (CYP3A4). (See **PRECAUTIONS, Drug Interactions** section.) Several hydroxylated derivatives and a pharmacologically active metabolite, 1-pyrimidinylpiperazine (1-PP), are produced. In animal models predictive of anxiolytic potential, 1-PP has about one quarter of the activity of buspirone, but is present in up to 20-fold greater amounts. However, this is probably not important in humans: blood samples from humans chronically exposed to BuSpar (buspirone hydrochloride) do not exhibit high levels of 1-PP; mean values are approximately 3 ng/mL and the highest human blood level recorded among 108 chronically dosed patients was 17 ng/mL, less than 1/200th of 1-PP levels found in animals given large doses of buspirone without signs of toxicity.

In a single-dose study using <sup>14</sup>C-labeled buspirone, 29% to 63% of the dose was excreted in the urine within 24 hours, primarily as metabolites; fecal excretion accounted for 18% to 38% of the dose. The average elimination half-life of unchanged buspirone after single doses of 10 to 40 mg is about 2 to 3 hours.

## **Special Populations**

### **Age and Gender Effects**

After single or multiple doses in adults, no significant differences in buspirone pharmacokinetics (AUC and C<sub>max</sub>) were observed between elderly and younger subjects or between men and women.

### **Hepatic Impairment**

After multiple-dose administration of buspirone to patients with hepatic impairment, steady-state AUC of buspirone increased 13-fold compared with healthy subjects (see **PRECAUTIONS** section).

## Renal Impairment

After multiple-dose administration of buspirone to renally impaired ( $Cl_{CR} = 10-70$  mL/min/1.73 m<sup>2</sup>) patients, steady-state AUC of buspirone increased 4-fold compared with healthy ( $Cl_{CR} \geq 80$  mL/min/1.73 m<sup>2</sup>) subjects (see **PRECAUTIONS** section).

## Race Effects

The effects of race on the pharmacokinetics of buspirone have not been studied.

## INDICATIONS AND USAGE

BuSpar is indicated for the management of anxiety disorders or the short-term relief of the symptoms of anxiety. Anxiety or tension associated with the stress of everyday life usually does not require treatment with an anxiolytic.

The efficacy of BuSpar has been demonstrated in controlled clinical trials of outpatients whose diagnosis roughly corresponds to Generalized Anxiety Disorder (GAD). Many of the patients enrolled in these studies also had coexisting depressive symptoms and BuSpar relieved anxiety in the presence of these coexisting depressive symptoms. The patients evaluated in these studies had experienced symptoms for periods of 1 month to over 1 year prior to the study, with an average symptom duration of 6 months. Generalized Anxiety Disorder (300.02) is described in the American Psychiatric Association's Diagnostic and Statistical Manual, III<sup>1</sup> as follows:

Generalized, persistent anxiety (of at least 1 month continual duration), manifested by symptoms from three of the four following categories:

1. Motor tension: shakiness, jitteriness, jumpiness, trembling, tension, muscle aches, fatigability, inability to relax, eyelid twitch, furrowed brow, strained face, fidgeting, restlessness, easy startle.
2. Autonomic hyperactivity: sweating, heart pounding or racing, cold, clammy hands, dry mouth, dizziness, lightheadedness, paresthesias (tingling in hands or feet), upset stomach, hot or cold spells, frequent urination, diarrhea, discomfort in the pit of the stomach, lump in the throat, flushing, pallor, high resting pulse and respiration rate.
3. Apprehensive expectation: anxiety, worry, fear, rumination, and anticipation of misfortune to self or others.
4. Vigilance and scanning: hyperattentiveness resulting in distractibility, difficulty in concentrating, insomnia, feeling "on edge," irritability, impatience.

The above symptoms would not be due to another mental disorder, such as a depressive disorder or schizophrenia. However, mild depressive symptoms are common in GAD.

The effectiveness of BuSpar in long-term use, that is, for more than 3 to 4 weeks, has not been demonstrated in controlled trials. There is no body of evidence available that systematically addresses the appropriate duration of treatment for GAD. However, in a study of long-term use, 264 patients were treated with BuSpar for 1 year without ill effect. Therefore, the physician who elects to use BuSpar for extended periods should periodically reassess the usefulness of the drug for the individual patient.

## CONTRAINDICATIONS

BuSpar is contraindicated in patients hypersensitive to buspirone hydrochloride.

## **WARNINGS**

**The administration of BuSpar to a patient taking a monoamine oxidase inhibitor (MAOI) may pose a hazard.** There have been reports of the occurrence of elevated blood pressure when BuSpar (buspirone hydrochloride) has been added to a regimen including an MAOI. Therefore, it is recommended that BuSpar not be used concomitantly with an MAOI.

Because BuSpar has no established antipsychotic activity, it should not be employed in lieu of appropriate antipsychotic treatment.

## **PRECAUTIONS**

### **General**

#### **Interference with Cognitive and Motor Performance**

Studies indicate that BuSpar is less sedating than other anxiolytics and that it does not produce significant functional impairment. However, its CNS effects in any individual patient may not be predictable. Therefore, patients should be cautioned about operating an automobile or using complex machinery until they are reasonably certain that buspirone treatment does not affect them adversely.

While formal studies of the interaction of BuSpar (buspirone hydrochloride) with alcohol indicate that buspirone does not increase alcohol-induced impairment in motor and mental performance, it is prudent to avoid concomitant use of alcohol and buspirone.

#### **Potential for Withdrawal Reactions in Sedative/Hypnotic/Anxiolytic Drug-Dependent Patients**

Because BuSpar does not exhibit cross-tolerance with benzodiazepines and other common sedative/hypnotic drugs, it will not block the withdrawal syndrome often seen with cessation of therapy with these drugs. Therefore, before starting therapy with BuSpar, it is advisable to withdraw patients gradually, especially patients who have been using a CNS-depressant drug chronically, from their prior treatment. Rebound or withdrawal symptoms may occur over varying time periods, depending in part on the type of drug, and its effective half-life of elimination.

The syndrome of withdrawal from sedative/hypnotic/anxiolytic drugs can appear as any combination of irritability, anxiety, agitation, insomnia, tremor, abdominal cramps, muscle cramps, vomiting, sweating, flu-like symptoms without fever, and occasionally, even as seizures.

#### **Possible Concerns Related to Buspirone's Binding to Dopamine Receptors**

Because buspirone can bind to central dopamine receptors, a question has been raised about its potential to cause acute and chronic changes in dopamine-mediated neurological function (eg, dystonia, pseudo-parkinsonism, akathisia, and tardive dyskinesia). Clinical experience in controlled trials has failed to identify any significant neuroleptic-like activity; however, a syndrome of restlessness, appearing shortly after initiation of treatment, has been reported in some small fraction of buspirone-treated patients. The syndrome may be explained in several ways. For example, buspirone may increase central noradrenergic activity; alternatively, the effect may be attributable to dopaminergic effects (ie, represent akathisia). Obviously, the question cannot be totally resolved at this point in time. Generally, long-term sequelae of any drug's use can be identified only after several years of marketing.

## Information for Patients

To assure safe and effective use of BuSpar, the following information and instructions should be given to patients:

1. Inform your physician about any medications, prescription or non-prescription, alcohol, or drugs that you are now taking or plan to take during your treatment with BuSpar.
2. Inform your physician if you are pregnant, or if you are planning to become pregnant, or if you become pregnant while you are taking BuSpar.
3. Inform your physician if you are breast-feeding an infant.
4. Until you experience how this medication affects you, do not drive a car or operate potentially dangerous machinery.
5. You should take BuSpar consistently, either always with or always without food.
6. During your treatment with BuSpar, avoid drinking large amounts of grapefruit juice.

## Laboratory Tests

There are no specific laboratory tests recommended.

## Drug Interactions

### Psychotropic Agents

**MAO inhibitors:** It is recommended that BuSpar (buspirone hydrochloride) *not* be used concomitantly with MAO inhibitors (see **WARNINGS** section).

**Amitriptyline:** After addition of buspirone to the amitriptyline dose regimen, no statistically significant differences in the steady-state pharmacokinetic parameters ( $C_{max}$ , AUC, and  $C_{min}$ ) of amitriptyline or its metabolite nortriptyline were observed.

**Diazepam:** After addition of buspirone to the diazepam dose regimen, no statistically significant differences in the steady-state pharmacokinetic parameters ( $C_{max}$ , AUC, and  $C_{min}$ ) were observed for diazepam, but increases of about 15% were seen for nordiazepam, and minor adverse clinical effects (dizziness, headache, and nausea) were observed.

**Haloperidol:** In a study in normal volunteers, concomitant administration of buspirone and haloperidol resulted in increased serum haloperidol concentrations. The clinical significance of this finding is not clear.

**Nefazodone:** [see *Inhibitors and Inducers of Cytochrome P450 3A4 (CYP3A4)*]

**Trazodone:** There is one report suggesting that the concomitant use of Desyrel® (trazodone hydrochloride) and buspirone may have caused 3- to 6-fold elevations on SGPT (ALT) in a few patients. In a similar study attempting to replicate this finding, no interactive effect on hepatic transaminases was identified.

**Triazolam/Flurazepam:** Coadministration of buspirone with either triazolam or flurazepam did not appear to prolong or intensify the sedative effects of either benzodiazepine.

**Other Psychotropics:** Because the effects of concomitant administration of buspirone with most other psychotropic drugs have not been studied, the concomitant use of buspirone with other CNS-active drugs should be approached with caution.

### Inhibitors and Inducers of Cytochrome P450 3A4 (CYP3A4)

Buspirone has been shown *in vitro* to be metabolized by CYP3A4. This finding is consistent with the *in vivo* interactions observed between buspirone and the following:

***Diltiazem and Verapamil:*** In a study of nine healthy volunteers, coadministration of buspirone (10 mg as a single dose) with verapamil (80 mg t.i.d.) or diltiazem (60 mg t.i.d.) increased plasma buspirone concentrations (verapamil increased AUC and  $C_{max}$  of buspirone 3.4-fold while diltiazem increased AUC and  $C_{max}$  5.3-fold and 4-fold, respectively.) Adverse events attributable to buspirone may be more likely during concomitant administration with either diltiazem or verapamil. Subsequent dose adjustment may be necessary and should be based on clinical assessment.

***Erythromycin:*** In a study in healthy volunteers, coadministration of buspirone (10 mg as a single dose) with erythromycin (1.5 g/day for 4 days) increased plasma buspirone concentrations (5-fold increase in  $C_{max}$  and 6-fold increase in AUC). These pharmacokinetic interactions were accompanied by an increased incidence of side effects attributable to buspirone. If the two drugs are to be used in combination, a low dose of buspirone (eg, 2.5 mg b.i.d.) is recommended. Subsequent dose adjustment of either drug should be based on clinical assessment.

***Grapefruit Juice:*** In a study in healthy volunteers, coadministration of buspirone (10 mg as a single dose) with grapefruit juice (200 mL double-strength t.i.d. for 2 days) increased plasma buspirone concentrations (4.3-fold increase in  $C_{max}$ ; 9.2-fold increase in AUC). Patients receiving buspirone should be advised to avoid drinking such large amounts of grapefruit juice.

***Itraconazole:*** In a study in healthy volunteers, coadministration of buspirone (10 mg as a single dose) with itraconazole (200 mg/day for 4 days) increased plasma buspirone concentrations (13-fold increase in  $C_{max}$  and 19-fold increase in AUC). These pharmacokinetic interactions were accompanied by an increased incidence of side effects attributable to buspirone. If the two drugs are to be used in combination, a low dose of buspirone (eg, 2.5 mg q.d.) is recommended. Subsequent dose adjustment of either drug should be based on clinical assessment.

***Nefazodone:*** In a study of steady-state pharmacokinetics in healthy volunteers, coadministration of buspirone (2.5 or 5 mg b.i.d.) with nefazodone (250 mg b.i.d.) resulted in marked increases in plasma buspirone concentrations (increases up to 20-fold in  $C_{max}$  and up to 50-fold in AUC) and statistically significant decreases (about 50%) in plasma concentrations of the buspirone metabolite 1-PP. With 5-mg b.i.d. doses of buspirone, slight increases in AUC were observed for nefazodone (23%) and its metabolites hydroxynefazodone (HO-NEF) (17%) and meta-chlorophenylpiperazine (9%). Slight increases in  $C_{max}$  were observed for nefazodone (8%) and its metabolite HO-NEF (11%).

***Rifampin:*** In a study in healthy volunteers, coadministration of buspirone (30 mg as a single dose) with rifampin (600 mg/day for 5 days) decreased the plasma concentrations (83.7% decrease in  $C_{max}$ ; 89.6% decrease in AUC) and pharmacodynamic effects of buspirone. If the two drugs are to be used in combination, the dosage of buspirone may need adjusting to maintain anxiolytic effect.

***Other Inhibitors and Inducers of CYP3A4:*** Substances that inhibit CYP3A4, such as ketoconazole or ritonavir, may inhibit buspirone metabolism and increase plasma concentrations of buspirone while substances that induce CYP3A4, such as dexamethasone, or certain anticonvulsants (phenytoin, phenobarbital, carbamazepine), may increase the rate of buspirone metabolism. If a patient has been titrated to a stable dosage on buspirone, a dose adjustment of buspirone may be necessary to avoid adverse events attributable to buspirone or diminished anxiolytic activity. Consequently, when administered with a potent inhibitor of CYP3A4, a low dose of buspirone used cautiously is recommended. When used in combination with a potent inducer of CYP3A4 the dosage of buspirone may need adjusting to maintain anxiolytic effect.

## Other Drugs

**Cimetidine:** Coadministration of buspirone with cimetidine was found to increase  $C_{\max}$  (40%) and  $T_{\max}$  (2-fold), but had minimal effects on the AUC of buspirone.

## Protein Binding

*In vitro*, buspirone does not displace tightly bound drugs like phenytoin, propranolol, and warfarin from serum proteins. However, there has been one report of prolonged prothrombin time when buspirone was added to the regimen of a patient treated with warfarin. The patient was also chronically receiving phenytoin, phenobarbital, digoxin, and Synthroid<sup>®</sup>. *In vitro*, buspirone may displace less firmly bound drugs like digoxin. The clinical significance of this property is unknown.

Therapeutic levels of aspirin, desipramine, diazepam, flurazepam, ibuprofen, propranolol, thioridazine, and tolbutamide had only a limited effect on the extent of binding of buspirone to plasma proteins (see **CLINICAL PHARMACOLOGY** section).

## Drug/Laboratory Test Interactions

Buspirone is not known to interfere with commonly employed clinical laboratory tests.

## Carcinogenesis, Mutagenesis, Impairment of Fertility

No evidence of carcinogenic potential was observed in rats during a 24-month study at approximately 133 times the maximum recommended human oral dose; or in mice, during an 18-month study at approximately 167 times the maximum recommended human oral dose.

With or without metabolic activation, buspirone did not induce point mutations in five strains of *Salmonella typhimurium* (Ames Test) or mouse lymphoma L5178YTK+ cell cultures, nor was DNA damage observed with buspirone in Wi-38 human cells. Chromosomal aberrations or abnormalities did not occur in bone marrow cells of mice given one or five daily doses of buspirone.

## Pregnancy: Teratogenic Effects

Pregnancy Category B: No fertility impairment or fetal damage was observed in reproduction studies performed in rats and rabbits at buspirone doses of approximately 30 times the maximum recommended human dose. In humans, however, adequate and well-controlled studies during pregnancy have *not* been performed. Because animal reproduction studies are not always predictive of human response, this drug should be used during pregnancy only if clearly needed.

## Labor and Delivery

The effect of BuSpar on labor and delivery in women is unknown. No adverse effects were noted in reproduction studies in rats.

## Nursing Mothers

The extent of the excretion in human milk of buspirone or its metabolites is not known. In rats, however, buspirone and its metabolites are excreted in milk. BuSpar administration to nursing women should be avoided if clinically possible.

## Pediatric Use

The safety and effectiveness of BuSpar (buspirone hydrochloride) have not been determined in individuals below 18 years of age.

---

Synthroid<sup>®</sup> is the registered trademark of Knoll Pharmaceutical Company.

## **Geriatric Use**

In one study of 6632 patients who received Buspar® for the treatment of anxiety, 605 patients were ≥ 65 years old and 41 were ≥ 75 years old; the safety and efficacy profiles for these 605 elderly patients (mean age =70.8 years) were similar to those in the younger population (mean age = 43.3 years). The review of other spontaneously reported adverse clinical events has not identified differences in reporting between elderly and younger patients, but greater sensitivity of some older patients can not be ruled out.

## **Use in Patients With Impaired Hepatic or Renal Function**

Buspirone is metabolized by the liver and excreted by the kidneys. A pharmacokinetic study in patients with impaired hepatic or renal function demonstrated increased plasma levels and a lengthened half-life of buspirone. Therefore, the administration of BuSpar to patients with severe hepatic or renal impairment cannot be recommended (see **CLINICAL PHARMACOLOGY** section).

## **ADVERSE REACTIONS (See also PRECAUTIONS)**

### **Commonly Observed**

The more commonly observed untoward events associated with the use of BuSpar not seen at an equivalent incidence among placebo-treated patients include dizziness, nausea, headache, nervousness, lightheadedness, and excitement.

### **Associated with Discontinuation of Treatment**

One guide to the relative clinical importance of adverse events associated with BuSpar is provided by the frequency with which they caused drug discontinuation during clinical testing. Approximately 10% of the 2200 anxious patients who participated in the BuSpar premarketing clinical efficacy trials in anxiety disorders lasting 3 to 4 weeks discontinued treatment due to an adverse event. The more common events causing discontinuation included: central nervous system disturbances (3.4%), primarily dizziness, insomnia, nervousness, drowsiness, and lightheaded feeling; gastrointestinal disturbances (1.2%), primarily nausea; and miscellaneous disturbances (1.1%), primarily headache and fatigue. In addition, 3.4% of patients had multiple complaints, none of which could be characterized as primary.

### **Incidence in Controlled Clinical Trials**

The table that follows enumerates adverse events that occurred at a frequency of 1% or more among BuSpar (buspirone hydrochloride) patients who participated in 4-week, controlled trials comparing BuSpar with placebo. The frequencies were obtained from pooled data for 17 trials. The prescriber should be aware that these figures cannot be used to predict the incidence of side effects in the course of usual medical practice where patient characteristics and other factors differ from those which prevailed in the clinical trials. Similarly, the cited frequencies cannot be compared with figures obtained from other clinical investigations involving different treatments, uses, and investigators. Comparison of the cited figures, however, does provide the prescribing physician with some basis for estimating the relative contribution of drug and nondrug factors to the side-effect incidence rate in the population studied.



**TREATMENT-EMERGENT ADVERSE EXPERIENCE  
INCIDENCE IN PLACEBO-CONTROLLED CLINICAL TRIALS\*  
(Percent of Patients Reporting)**

Adverse Experience	BuSpar (n=477)	Placebo (n=464)
Cardiovascular		
Tachycardia/Palpitations	1	1
CNS		
Dizziness	12	3
Drowsiness	10	9
Nervousness	5	1
Insomnia	3	3
Lightheadedness	3	—
Decreased Concentration	2	2
Excitement	2	—
Anger/Hostility	2	—
Confusion	2	—
Depression	2	2
EENT		
Blurred Vision	2	—
Gastrointestinal		
Nausea	8	5
Dry Mouth	3	4
Abdominal/Gastric Distress	2	2
Diarrhea	2	—
Constipation	1	2
Vomiting	1	2
Musculoskeletal		
Musculoskeletal Aches/Pains	1	—
Neurological		
Numbness	2	—
Paresthesia	1	—
Incoordination	1	—
Tremor	1	—
Skin		
Skin Rash	1	—
Miscellaneous		
Headache	6	3
Fatigue	4	4
Weakness	2	—
Sweating/Clamminess	1	—

\* Events reported by at least 1% of BuSpar patients are included.

—Incidence less than 1%.

## **Other Events Observed During the Entire Premarketing Evaluation of BuSpar**

During its premarketing assessment, BuSpar was evaluated in over 3500 subjects. This section reports event frequencies for adverse events occurring in approximately 3000 subjects from this group who took multiple doses of BuSpar in the dose range for which BuSpar is being recommended (ie, the modal daily dose of BuSpar fell between 10 and 30 mg for 70% of the patients studied) and for whom safety data were systematically collected. The conditions and duration of exposure to BuSpar varied greatly, involving well-controlled studies as well as experience in open and uncontrolled clinical settings. As part of the total experience gained in clinical studies, various adverse events were reported. In the absence of appropriate controls in some of the studies, a causal relationship to BuSpar (buspirone hydrochloride) treatment cannot be determined. The list includes all undesirable events reasonably associated with the use of the drug.

The following enumeration by organ system describes events in terms of their relative frequency of reporting in this data base. Events of major clinical importance are also described in the **PRECAUTIONS** section.

The following definitions of frequency are used: Frequent adverse events are defined as those occurring in at least 1/100 patients. Infrequent adverse events are those occurring in 1/100 to 1/1000 patients, while rare events are those occurring in less than 1/1000 patients.

### **Cardiovascular**

Frequent was nonspecific chest pain; infrequent were syncope, hypotension, and hypertension; rare were cerebrovascular accident, congestive heart failure, myocardial infarction, cardiomyopathy, and bradycardia.

### **Central Nervous System**

Frequent were dream disturbances; infrequent were depersonalization, dysphoria, noise intolerance, euphoria, akathisia, fearfulness, loss of interest, dissociative reaction, hallucinations, involuntary movements, slowed reaction time, suicidal ideation, and seizures; rare were feelings of claustrophobia, cold intolerance, stupor, and slurred speech and psychosis.

### **EENT**

Frequent were tinnitus, sore throat, and nasal congestion; infrequent were redness and itching of the eyes, altered taste, altered smell, and conjunctivitis; rare were inner ear abnormality, eye pain, photophobia, and pressure on eyes.

### **Endocrine**

Rare were galactorrhea and thyroid abnormality.

### **Gastrointestinal**

Infrequent were flatulence, anorexia, increased appetite, salivation, irritable colon, and rectal bleeding; rare was burning of the tongue.

### **Genitourinary**

Infrequent were urinary frequency, urinary hesitancy, menstrual irregularity and spotting, and dysuria; rare were amenorrhea, pelvic inflammatory disease, enuresis, and nocturia.

### **Musculoskeletal**

Infrequent were muscle cramps, muscle spasms, rigid/stiff muscles, and arthralgias; rare was muscle weakness.

### **Respiratory**

Infrequent were hyperventilation, shortness of breath, and chest congestion; rare was epistaxis.

## Sexual Function

Infrequent were decreased or increased libido; rare were delayed ejaculation and impotence.

## Skin

Infrequent were edema, pruritus, flushing, easy bruising, hair loss, dry skin, facial edema, and blisters; rare were acne and thinning of nails.

## Clinical Laboratory

Infrequent were increases in hepatic aminotransferases (SGOT, SGPT); rare were eosinophilia, leukopenia, and thrombocytopenia.

## Miscellaneous

Infrequent were weight gain, fever, roaring sensation in the head, weight loss, and malaise; rare were alcohol abuse, bleeding disturbance, loss of voice, and hiccoughs.

## POSTINTRODUCTION CLINICAL EXPERIENCE

Postmarketing experience has shown an adverse experience profile similar to that given above. Voluntary reports since introduction have included rare occurrences of allergic reactions (including urticaria), angioedema, cogwheel rigidity, dizziness (rarely reported as vertigo), dystonic reactions, ataxias, extrapyramidal symptoms, dyskinesias (acute and tardive), ecchymosis, emotional lability, serotonin syndrome, transient difficulty with recall, urinary retention, and visual changes (including tunnel vision). Because of the uncontrolled nature of these spontaneous reports, a causal relationship to BuSpar treatment has not been determined.

## DRUG ABUSE AND DEPENDENCE

### Controlled Substance Class

BuSpar (buspirone hydrochloride) is not a controlled substance.

### Physical and Psychological Dependence

In human and animal studies, buspirone has shown no potential for abuse or diversion and there is no evidence that it causes tolerance, or either physical or psychological dependence. Human volunteers with a history of recreational drug or alcohol usage were studied in two double-blind clinical investigations. None of the subjects were able to distinguish between BuSpar and placebo. By contrast, subjects showed a statistically significant preference for methaqualone and diazepam. Studies in monkeys, mice, and rats have indicated that buspirone lacks potential for abuse.

Following chronic administration in the rat, abrupt withdrawal of buspirone did not result in the loss of body weight commonly observed with substances that cause physical dependency.

Although there is no direct evidence that BuSpar causes physical dependence or drug-seeking behavior, it is difficult to predict from experiments the extent to which a CNS-active drug will be misused, diverted, and/or abused once marketed. Consequently, physicians should carefully evaluate patients for a history of drug abuse and follow such patients closely, observing them for signs of BuSpar misuse or abuse (eg, development of tolerance, incrementation of dose, drug-seeking behavior).

## OVERDOSAGE

### Signs and Symptoms

In clinical pharmacology trials, doses as high as 375 mg/day were administered to healthy male volunteers. As this dose was approached, the following symptoms were observed: nausea, vomiting, dizziness, drowsiness, miosis, and gastric distress. A few cases of overdosage have been reported, with complete

recovery as the usual outcome. No deaths have been reported following overdosage with BuSpar alone. Rare cases of intentional overdosage with a fatal outcome were invariably associated with ingestion of multiple drugs and/or alcohol, and a causal relationship to buspirone could not be determined. Toxicology studies of buspirone yielded the following LD<sub>50</sub> values: mice, 655 mg/kg; rats, 196 mg/kg; dogs, 586 mg/kg; and monkeys, 356 mg/kg. These dosages are 160 to 550 times the recommended human daily dose.

### **Recommended Overdose Treatment**

General symptomatic and supportive measures should be used along with immediate gastric lavage. Respiration, pulse, and blood pressure should be monitored as in all cases of drug overdosage. No specific antidote is known to buspirone, and dialyzability of buspirone has not been determined.

### **DOSAGE AND ADMINISTRATION**

The recommended initial dose is 15 mg daily (7.5 mg b.i.d.). To achieve an optimal therapeutic response, at intervals of 2 to 3 days the dosage may be increased 5 mg per day, as needed. The maximum daily dosage should not exceed 60 mg per day. In clinical trials allowing dose titration, divided doses of 20 to 30 mg per day were commonly employed.

The bioavailability of buspirone is increased when given with food as compared to the fasted state (see **CLINICAL PHARMACOLOGY** section). Consequently, patients should take buspirone in a consistent manner with regard to the timing of dosing; either always with or always without food.

When buspirone is to be given with a potent inhibitor of CYP3A4 the dosage recommendations described in the **PRECAUTIONS: Drug Interactions** section should be followed.

### **HOW SUPPLIED**

BuSpar<sup>®</sup> (buspirone hydrochloride tablets, USP)

Tablets, 5 mg and 10 mg (white, ovoid-rectangular with score, MJ logo, strength and the name BuSpar embossed) are available in bottles of 100 and 500, and in cartons containing 100 individually packaged tablets.

#### 5-mg tablets

NDC 0087-0818-41	Bottles of 100
NDC 0087-0818-44	Bottles of 500
NDC 0087-0818-43	Cartons of 100 unit dose

#### 10-mg tablets

NDC 0087-0819-41	Bottles of 100
NDC 0087-0819-44	Bottles of 500

Tablets, 15 mg white, in the DIVIDOSE<sup>®</sup> tablet design imprinted with the MJ logo, are available in bottles of 60 and 180. Tablets, 30 mg pink, in the DIVIDOSE<sup>®</sup> tablet design imprinted with the MJ logo, are available in bottles of 60. The 15-mg and 30-mg tablets are scored so that they can be either bisected or trisected. The 15-mg tablet has ID number 822 on one side and on the reverse side, the number 5 on each trisect segment. The 30-mg tablet has ID number 824 on one side and on the reverse side, the number 10 on each trisect segment.

15-mg tablets  
NDC 0087-0822-32      Bottles of 60  
NDC 0087-0822-33      Bottles of 180

30-mg tablets  
NDC 0087-0824-81      Bottles of 60

U.S. Patent Nos. 5,015,646 and 6,008,222

Store at Room Temperature—Protect from temperatures greater than 86° F (30° C). Dispense in a tight, light-resistant container (USP).

## REFERENCE

1. American Psychiatric Association, Ed.: Diagnostic and Statistical Manual of Mental Disorders—III, American Psychiatric Association, May 1980.

---

Bristol-Myers Squibb Company  
Princeton, NJ 08543 USA

---

818DIM-15

1115202A3

Revised November 2000

818DIM-15  
1115202A3  
**BuSpar<sup>®</sup>**  
**(buspirone HCl, USP)**  
**Patient Instruction Sheet**

**Rx only**

**HOW TO USE:**

**BuSpar<sup>®</sup>**  
**(buspirone HCl, USP)**  
**15-mg and 30-mg Tablets**


in convenient DIVIDOSE<sup>®</sup> tablet form

Response to buspirone varies among individuals. Your physician may find it necessary to adjust your dosage to obtain the proper response.

This DIVIDOSE tablet design makes dosage adjustments easy. Each tablet is scored and can be broken accurately to provide any of the following dosages.

If your doctor  
prescribed the  
the 30-mg tablet:

30 mg  
(the entire tablet)



20 mg  
(two thirds of a tablet)



10 mg  
(one third of a tablet)



15 mg  
(one half of a tablet)



If your doctor  
prescribed the  
15-mg tablet:

15 mg  
(the entire tablet)

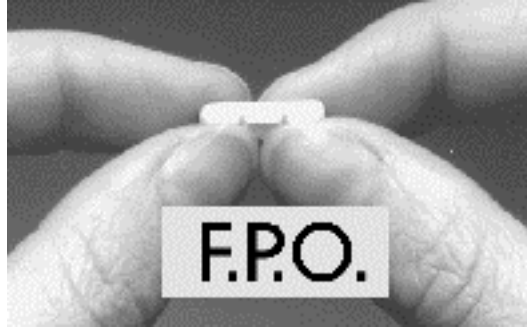
10 mg  
(two thirds of a tablet)

5 mg  
(one third of a tablet)

7.5 mg  
(one half of a tablet)

# 822 on 15-mg and  
824 on 30-mg tablet

To break a DIVIDOSE<sup>®</sup> tablet accurately and easily, hold the tablet between your thumbs and index fingers close to the appropriate tablet score (groove) as shown in the photo. Then, with the tablet score facing you, apply pressure and snap the tablet segments apart (segments breaking incorrectly should not be used).



---

Bristol-Myers Squibb Company  
Princeton, NJ 08543 USA

---

818DIM-15  
Revised May 2000

1115202A3